


ACNN SPA EURO RACE RACE 1

Sector Analysis

							Personal Best	Session Best	B Crossing the finish line in pit lane						
Lap	D	Time	Sector 1	Sector 2	Sector 3	T. Spd	Elapsed	Lap	D	Time	Sector 1	Sector 2	Sector 3	T. Spd	Elapsed
9	1.Dimitri van der Spek							BMW E36 325i Ooperon Cup							
1	1	3:07.849	58.619	1:22.320	46.910	195.3	3:07.849								
10	1.Jorn Boertien/Verswyverer							BMW E36 325i Ooperon Cup							
1	1	3:07.615	58.851	1:21.596	47.168	188.8	3:07.615								
2	1	3:00.736	52.848	1:20.632	47.256	191.2	6:08.351								
3	1	3:01.235	52.892	1:21.359	46.984	188.8	9:09.586								
4	1	3:01.664	52.783	1:20.282	48.599	188.8	12:11.250								
5	1	3:00.305	52.642	1:20.449	47.214	192.5	15:11.555								
6	1	3:00.988	53.278	1:20.404	47.306	191.2	18:12.543								
7	1	3:01.000	52.685	1:20.379	47.936	191.5	21:13.543								
8	1	3:06.941	52.706	1:21.729	52.506	192.9	24:20.484								
9	1	3:01.098	52.562	1:21.342	47.194	194.6	27:21.582								
10	1	3:11.855 B	54.346	1:21.200	56.309	184.0	30:33.437								
11	1	5:03.935	2:53.289	1:23.033	47.613	188.5	35:37.372								
12	1	3:03.828	54.070	1:22.390	47.368	188.5	38:41.200								
13	1	3:02.230	52.814	1:22.125	47.291	191.5	41:43.430								
14	1	3:08.699	53.650	1:24.289	50.760	189.8	44:52.129								
15	1	3:06.569	56.202	1:23.000	47.367	186.5	47:58.698								
16	1	3:02.638	53.936	1:21.556	47.146	188.5	51:01.336								
17	1	3:01.460	52.873	1:21.390	47.197	192.2	54:02.796								
18	1	3:03.346	52.606	1:21.852	48.888	190.5	57:06.142								
19	1	3:02.436	53.212	1:21.734	47.490	188.5	1:00:08.578								
20	1	3:02.931	53.298	1:22.086	47.547	186.9	1:03:11.509								
21	1	3:03.845	53.129	1:22.830	47.886	188.5	1:06:15.354								
11	1.Mathieu Kruger/Kruger							BMW E36 325i Ooperon Cup							
1	1	3:08.283	59.541	1:21.775	46.967	188.8	3:08.283								
2	1	3:00.696	52.446	1:21.348	46.902	195.3	6:08.979								
3	1	3:00.774	51.981	1:22.091	46.702	195.3	9:09.753								
4	1	3:01.991	52.614	1:21.963	47.414	177.0	12:11.744								
5	1	3:00.193	52.269	1:21.175	46.749	185.9	15:11.937								
6	1	3:01.148	53.199	1:20.920	47.029	189.1	18:13.085								
7	1	3:04.201	52.299	1:20.899	51.003	180.9	21:17.286								
8	1	3:02.454	53.822	1:21.677	46.955	194.9	24:19.740								
9	1	3:02.235	52.490	1:23.062	46.683	196.4	27:21.975								
10	1	3:13.933 B	54.194	1:21.709	58.030	174.5	30:35.908								
11	1	4:26.227	2:13.349	1:26.056	46.822	176.5	35:02.135								
12	1	3:00.972	52.631	1:21.495	46.846	195.3	38:03.107								
13	1	3:00.759	52.777	1:21.418	46.564	193.5	41:03.866								
14	1	3:00.556	52.508	1:21.656	46.392	193.5	44:04.422								
15	1	3:02.618	52.406	1:23.318	46.894	195.7	47:07.040								
16	1	3:00.648	52.002	1:21.533	47.113	195.7	50:07.688								
17	1	3:00.440	52.066	1:21.582	46.792	194.2	53:08.128								
18	1	3:00.014	51.907	1:21.711	46.396	194.6	56:08.142								
19	1	3:00.926	51.971	1:21.790	47.165	194.6	59:09.068								
20	1	3:05.381	54.040	1:23.450	47.891	192.2	1:02:14.449								
21	1	3:03.007	52.101	1:22.975	47.931	191.2	1:05:17.456								
12	1.Maurice van Dijk							BMW E36 325i Ooperon Cup							
1	1	3:18.921	1:03.946			172.5	3:18.921								
16	1.Henk van Dijk							BMW E36 325i Ooperon Cup							
1	1	3:22.214	1:05.141			182.7	3:22.214								
2	1	3:08.089	55.129			187.5	6:30.303								
3	1	3:07.971	54.301	1:24.557	49.113	177.9	9:38.274								
4	1	3:07.693	54.163	1:23.525	50.005	186.9	12:45.967								
5	1	3:12.422	56.620	1:26.320	49.482	180.3	15:58.389								
6	1	3:13.103	58.073	1:24.464	50.566	181.5	19:11.492								
7	1	3:10.368	55.667	1:25.600	49.101	190.1	22:21.860								
8	1	3:18.492 B	54.689	1:24.971	58.832	188.8	25:40.352								
9	1	5:29.077 B	2:17.179			177.9	31:09.429								
18	1.Sander Kohler							BMW E36 325i Ooperon Cup							
1	1	3:11.846	1:00.950	1:23.116	47.780	191.2	3:11.846								
2	1	3:02.936	53.317	1:21.773	47.846	197.8	6:14.782								
3	1	3:02.683	53.843	1:21.302	47.538	197.8	9:17.465								
4	1	3:02.955	52.974	1:22.381	47.600	196.7	12:20.420								
5	1	3:02.960	53.341	1:22.680	46.939	196.7	15:23.380								
6	1	3:02.124	53.836	1:21.255	47.033	196.0	18:25.504								
7	1	3:02.358	53.630	1:21.398	47.330	194.9	21:27.862								
8	1	3:01.221	52.591	1:21.326	47.304	192.9	24:29.083								
9	1	3:02.539	53.062	1:22.374	47.103	195.7	27:31.622								
10	1	3:02.960	52.697	1:22.154	48.109	199.6	30:34.582								
11	1	3:13.139 B	54.294	1:22.204	56.641	193.9	33:47.721								
12	1	4:24.405	2:14.706	1:22.600	47.099	197.1	38:12.126								
13	1	3:02.205	53.155	1:22.079	46.971	196.0	41:14.331								
14	1	3:02.422	52.996	1:22.028	47.398	195.7	44:16.753								
15	1	3:02.319	53.031	1:21.937	47.351	194.9	47:19.072								
16	1	3:04.068	53.056	1:23.358	47.654	176.5	50:23.140								
17	1	3:03.669	53.272	1:22.515	47.882	193.5	53:26.809								
18	1	3:05.091	53.591	1:23.845	47.655	194.9	56:31.900								
19	1	3:03.367	53.816	1:22.062	47.489	192.9	59:35.267								
20	1	3:06.380	53.685	1:24.348	48.347	184.3	1:02:41.647								
21	1	3:07.080	53.791	1:24.991	48.298	193.9	1:05:48.727								
20	1.Harold Dekens/Dekens							BMW E36 325i Ooperon Cup							
1	1	3:16.043	1:02.764			183.7	3:16.043								
2	1	3:05.926	54.305			189.5	6:21.969								
3	1	3:05.172	53.912			188.8	9:27.141								
4	1	3:07.924	53.702			187.2	12:35.065								




ACNN SPA EURO RACE RACE 1

Sector Analysis

■ Personal Best
 ■ Session Best
 ■ Crossing the finish line in pit lane

Lap	D	Time	Sector 1	Sector 2	Sector 3	T. Spd	Elapsed	Lap	D	Time	Sector 1	Sector 2	Sector 3	T. Spd	Elapsed
<div style="display: flex; justify-content: space-between; align-items: center;"> <div style="border: 1px solid black; padding: 2px;">24</div> <div>1. Jan Peter van Leeuwen</div> <div style="text-align: right;">BMW E36 325i Ooperon Cup</div> </div>															
5	1	3:05.950	53.679			187.8	15:41.015								
6	1	3:07.236	55.121			190.5	18:48.251								
7	1	3:05.435	53.970			191.2	21:53.686								
8	1	3:05.850	53.778			190.5	24:59.536								
9	1	3:04.762	54.174			189.5	28:04.298								
10	1	3:19.299 B	53.582			191.5	31:23.597								
11	1	4:31.117	2:17.955			186.5	35:54.714								
12	1	3:10.905	56.854			185.2	39:05.619								
13	1	3:07.536	54.202			190.5	42:13.155								
14	1	3:11.178	54.492			190.1	45:24.333								
15	1	3:13.053	56.978			180.9	48:37.386								
16	1	3:08.401	54.628			190.1	51:45.787								
17	1	3:08.101	54.818			190.5	54:53.888								
18	1	3:07.790	54.547			184.6	58:01.678								
19	1	3:10.427	55.274			186.2	1:01:12.105								
20	1	3:10.262	54.060			188.8	1:04:22.367								
<div style="display: flex; justify-content: space-between; align-items: center;"> <div style="border: 1px solid black; padding: 2px;">31</div> <div>1. Van Olst de Keuninck</div> <div style="text-align: right;">BMW E36 325i Ooperon Cup</div> </div>															
1	1	3:11.619	1:01.314	1:23.171	47.134	190.1	3:11.619								
2	1	3:03.551	53.850	1:21.775	47.926	194.9	6:15.170								
3	1	3:02.960	53.886	1:21.324	47.750	194.9	9:18.130								
4	1	3:01.370	52.447	1:21.633	47.290	193.9	12:19.500								
5	1	3:02.018	53.128	1:21.677	47.213	189.5	15:21.518								
6	1	3:01.335	53.137	1:21.165	47.033	189.5	18:22.853								
7	1	3:01.462	52.743	1:21.645	47.074	192.5	21:24.315								
8	1	3:01.865	52.937	1:21.565	47.363	193.5	24:26.180								
9	1	3:02.148	53.017	1:21.684	47.447	193.2	27:28.328								
10	1	3:03.554	53.923	1:22.853	46.778	188.8	30:31.882								
11	1	3:10.192 B	53.142	1:21.498	55.552	190.8	33:42.074								
12	1	4:31.763	2:18.967	1:24.495	48.301	184.6	38:13.837								
13	1	3:06.836	55.237	1:23.681	47.918	185.9	41:20.673								
14	1	3:27.107	1:11.637	1:24.778	50.692	183.7	44:47.780								
15	1	3:10.549	57.433	1:25.045	48.071	191.5	47:58.329								
16	1	3:07.780	54.623	1:25.017	48.140	184.3	51:06.109								
17	1	3:06.840	54.243	1:24.665	47.932	187.8	54:12.949								
18	1	3:08.052	55.285	1:23.784	48.983	184.3	57:21.001								
19	1	3:05.175	54.547	1:22.600	48.028	186.2	1:00:26.176								
20	1	3:05.959	54.064	1:24.389	47.506	189.8	1:03:32.135								
<div style="display: flex; justify-content: space-between; align-items: center;"> <div style="border: 1px solid black; padding: 2px;">38</div> <div>1. Wiegiers Meendering</div> <div style="text-align: right;">BMW E36 325i Ooperon Cup</div> </div>															
1	1	3:09.390	59.518	1:22.556	47.316	190.1	3:09.390								
2	1	3:03.604	53.539	1:22.962	47.103	192.5	6:12.994								
3	1	3:01.347	53.146	1:21.356	46.845	190.5	9:14.341								
4	1	3:02.316	53.287	1:21.751	47.278	190.5	12:16.657								
5	1	3:02.024	52.623	1:21.520	47.881	192.2	15:18.681								
6	1	3:02.223	52.809	1:21.764	47.650	190.5	18:20.904								
7	1	3:02.148	53.253	1:21.543	47.352	189.8	21:23.052								
8	1	3:02.346	53.280	1:21.924	47.142	193.2	24:25.398								
9	1	3:01.858	53.386	1:21.094	47.378	189.8	27:27.256								
10	1	3:03.533	53.915	1:22.738	46.880	189.8	30:30.789								
11	1	3:01.837	53.202	1:21.059	47.576	191.2	33:32.626								
12	1	3:12.149 B	52.778	1:23.764	55.607	191.8	36:44.775								
13	1	4:29.749	2:17.428	1:23.827	48.494	177.0	41:14.524								
14	1	3:05.401	53.692	1:23.558	48.151	179.7	44:19.925								
15	1	3:06.681	53.647	1:25.230	47.804	175.9	47:26.606								
16	1	3:05.213	53.881	1:23.488	47.844	177.3	50:31.819								
17	1	3:06.336	55.113	1:23.099	48.124	173.9	53:38.155								
18	1	3:05.282	54.240	1:23.156	47.886	179.4	56:43.437								
19	1	3:04.677	52.853	1:24.049	47.775	182.4	59:48.114								
20	1	3:03.544	53.409	1:22.660	47.475	172.2	1:02:51.658								
21	1	3:05.472	53.582	1:24.259	47.631	173.6	1:05:57.130								
<div style="display: flex; justify-content: space-between; align-items: center;"> <div style="border: 1px solid black; padding: 2px;">40</div> <div>1. Lekkerkerker Stikma</div> <div style="text-align: right;">BMW E36 325i Ooperon Cup</div> </div>															
1	1	3:12.974	1:01.397			181.2	3:12.974								
2	1	3:03.652	54.043			185.9	6:16.626								
3	1	3:03.412	54.165			189.1	9:20.038								
4	1	3:04.159	54.196			189.8	12:24.197								
5	1	3:03.263	54.344			186.5	15:27.460								
6	1	3:04.531	54.266			186.2	18:31.991								
7	1	3:05.019	54.206			186.5	21:37.010								



ACNN SPA EURO RACE RACE 1

Sector Analysis

■ Personal Best
 ■ Session Best
 ■ Crossing the finish line in pit lane

Lap	D	Time	Sector 1	Sector 2	Sector 3	T. Spd	Elapsed
8	1	3:04.839	54.475			182.7	24:41.849
9	1	3:04.741	53.766			186.5	27:46.590
10	1	3:05.303	54.698			181.2	30:51.893
11	1	3:17.004B	54.502			183.1	34:08.897
12	1	4:30.969	2:19.336			186.9	38:39.866
13	1	3:04.092	53.709			194.9	41:43.958
14	1	3:10.269	53.519			177.9	44:54.227
15	1	3:05.850	54.467			190.1	48:00.077
16	1	3:02.382	52.956			196.7	51:02.459
17	1	3:03.573	52.735			197.1	54:06.032
18	1	3:05.144	53.692			186.5	57:11.176
19	1	3:05.021	53.538			180.6	1:00:16.197
20	1	3:05.556	54.488			184.0	1:03:21.753
21	1	3:04.987	54.078			190.5	1:06:26.740

Lap	D	Time	Sector 1	Sector 2	Sector 3	T. Spd	Elapsed
1	1	3:14.107	1:02.097	1:23.376	48.634	181.8	3:14.107
2	1	3:04.114	53.493	1:22.786	47.835	190.8	6:18.221
3	1	3:03.591	53.290	1:22.853	47.448	191.8	9:21.812
4	1	3:05.463	54.140	1:22.699	48.624	189.5	12:27.275
5	1	3:04.863	54.208	1:22.201	48.454	186.2	15:32.138
6	1	3:05.759	54.557	1:23.201	48.001	186.5	18:37.897
7	1	3:05.133	54.664	1:22.472	47.997	185.6	21:43.030
8	1	3:04.857	54.486	1:22.562	47.809	187.8	24:47.887
9	1	3:06.494	54.668	1:22.936	48.890	185.2	27:54.381
10	1	3:19.808B	54.549	1:22.864	1:02.395	188.2	31:14.189
11	1	4:36.109	2:23.950	1:24.582	47.577	187.2	35:50.298
12	1	3:04.117	53.481	1:23.366	47.270	188.5	38:54.415
13	1	3:04.988	54.215	1:23.385	47.388	187.5	41:59.403
14	1	3:07.283	53.197	1:23.847	50.239	190.1	45:06.686
15	1	3:07.492	55.275	1:24.002	48.215	175.0	48:14.178
16	1	3:08.137	54.750			185.9	51:22.315
17	1	3:05.865	53.657	1:24.547	47.661	186.2	54:28.180
18	1	3:06.891	54.309			185.6	57:35.071
19	1	3:06.668	53.956	1:25.120	47.592	186.2	1:00:41.739
20	1	3:05.249	53.989	1:23.523	47.737	186.5	1:03:46.988


Lap	D	Time	Sector 1	Sector 2	Sector 3	T. Spd	Elapsed
1	1	3:00.575	55.126	1:20.010	45.439	187.8	3:00.575
2	1	2:55.510	50.945	1:19.248	45.317	201.5	5:56.085
3	1	2:54.698	51.113	1:18.023	45.562	196.4	8:50.783
4	1	2:52.866	50.280	1:17.681	44.905	200.4	11:43.649
5	1	2:52.705	50.343	1:17.925	44.437	199.3	14:36.354
6	1	2:56.597	52.507	1:17.852	46.238	192.2	17:32.951
7	1	2:55.687	51.367	1:19.700	44.620	188.8	20:28.638
8	1	2:52.489	50.294	1:17.518	44.677	204.9	23:21.127
9	1	2:51.507	50.142	1:16.708	44.657	184.9	26:12.634
10	1	2:51.874	50.254	1:17.230	44.390	203.4	29:04.508
11	1	2:53.751	50.710	1:17.916	45.125	197.1	31:58.259
12	1	3:10.490B	51.159	1:22.343	56.988	201.1	35:08.749
13	1	4:15.159	2:09.822	1:19.591	45.746	196.0	39:23.908
14	1	2:58.661	51.398	1:20.826	46.437	202.2	42:22.569
15	1	2:58.726	51.218	1:20.540	46.968	201.5	45:21.295
16	1	3:01.050	53.299	1:21.781	45.970	194.9	48:22.345
17	1	2:59.193	51.998	1:21.037	46.158	200.0	51:21.538

Lap	D	Time	Sector 1	Sector 2	Sector 3	T. Spd	Elapsed
18	1	3:00.481	53.994	1:20.131	46.356	195.7	54:22.019
19	1	2:58.971	52.339	1:20.793	45.839	201.5	57:20.990
20	1	2:57.529	51.229	1:20.558	45.742	203.8	1:00:18.519
21	1	2:56.807	51.823	1:19.934	45.050	204.5	1:03:15.326
22	1	2:59.583	51.490	1:20.869	47.224	199.6	1:06:14.909

Lap	D	Time	Sector 1	Sector 2	Sector 3	T. Spd	Elapsed
1	1	3:18.437	1:03.362	1:25.419	49.656	184.6	3:18.437
2	1	3:08.338	55.196	1:24.639	48.503	189.5	6:26.775
3	1	3:10.898	55.518	1:25.546	49.834	188.2	9:37.673
4	1	3:11.168	55.654	1:25.114	50.400	189.1	12:48.841
5	1	3:10.952	55.715	1:26.077	49.160	189.8	15:59.793
6	1	3:11.519	56.833	1:25.196	49.490	187.2	19:11.312
7	1	3:09.583	55.391	1:25.471	48.721	188.2	22:20.895
8	1	3:10.664	55.599	1:26.369	48.696	188.8	25:31.559
9	1	3:22.224B	54.598	1:25.374	1:02.252	189.5	28:53.783
10	1	4:33.599	2:16.909	1:27.318	49.372	182.1	33:27.382
11	1	3:10.783	55.159	1:25.994	49.630	188.2	36:38.165
12	1	3:11.755	55.443	1:24.987	51.325	187.2	39:49.920
13	1	3:12.442	55.392	1:25.451	51.599	188.8	43:02.362
14	1	3:11.128	54.967	1:26.468	49.693	193.5	46:13.490
15	1	3:10.691	54.717	1:26.613	49.361	169.8	49:24.181
16	1	3:11.527	55.386	1:27.101	49.400	182.1	52:35.708
17	1	3:10.672	55.252	1:26.936	48.484	175.9	55:46.380
18	1	3:20.200	55.672	1:26.671	57.857	175.0	59:06.580
19	1	3:40.785	1:05.022	1:39.878	55.885	127.2	1:02:47.365
20	1	3:31.082	1:00.358	1:35.054	55.670	144.2	1:06:18.447

Lap	D	Time	Sector 1	Sector 2	Sector 3	T. Spd	Elapsed
1	1	3:01.526	55.258	1:20.186	46.082	188.5	3:01.526
2	1	2:54.734	51.628	1:17.887	45.219	196.0	5:56.260
3	1	2:55.214	51.792	1:18.294	45.128	198.5	8:51.474
4	1	2:53.259	51.050	1:17.340	44.869	198.2	11:44.733
5	1	2:53.765	51.518	1:17.277	44.970	194.9	14:38.498
6	1	2:55.092	51.844	1:17.769	45.479	193.2	17:33.590
7	1	2:54.486	51.230	1:18.561	44.695	198.9	20:28.076
8	1	2:54.180	50.913	1:17.894	45.373	195.7	23:22.256
9	1	2:53.719	51.428	1:17.088	45.203	195.7	26:15.975
10	1	2:54.913	51.454	1:18.218	45.241	194.9	29:10.888
11	1	3:05.115B	51.449	1:17.956	55.710	194.6	32:16.003
12	1	4:54.741B					37:10.744

Lap	D	Time	Sector 1	Sector 2	Sector 3	T. Spd	Elapsed
1	1	3:12.723	57.661			183.7	3:12.723
2	1	3:02.574	53.956			190.5	6:15.297
3	1	2:56.329	52.604			186.2	9:11.626
4	1	2:58.852	52.247			184.6	12:10.478
5	1	2:58.352	52.232			188.2	15:08.830
6	1	2:58.220	53.120			184.6	18:07.050
7	1	2:58.129	52.492			167.4	21:05.179
8	1	3:07.049B	52.325			185.9	24:12.228
9	1	4:20.700	2:15.169			187.5	28:32.928
10	1	3:00.313	53.301			186.5	31:33.241




ACNN SPA EURO RACE RACE 1

Sector Analysis

■ Personal Best ■ Session Best B Crossing the finish line in pit lane

Lap	D	Time	Sector 1	Sector 2	Sector 3	T. Spd	Elapsed	Lap	D	Time	Sector 1	Sector 2	Sector 3	T. Spd	Elapsed
11	1	3:00.618	53.237			193.2	34:33.859	22	1	3:07.540					1:05:43.371
12	1	3:00.275	53.297			189.8	37:34.134	78 1. Mark Wieringa Zilhouette Zilhouette Cup							
13	1	3:00.022	53.065			192.2	40:34.156	1	1	3:04.264	55.789	1:23.208	45.267	184.3	3:04.264
14	1	3:03.143	52.668			183.4	43:37.299	2	1	2:55.497	51.318	1:19.241	44.938	196.4	5:59.761
15	1	3:00.571	53.026			192.5	46:37.870	3	1	2:56.802	51.255	1:20.476	45.071	196.0	8:56.563
16	1	3:01.656	52.587			182.1	49:39.526	4	1	2:56.275	51.191	1:18.950	46.134	196.7	11:52.838
17	1	3:01.386	52.449			188.5	52:40.912	5	1	2:55.618	51.321	1:18.127	46.170	195.7	14:48.456
18	1	3:04.032	52.373			188.8	55:44.944	6	1	2:57.699	51.949	1:19.695	46.055	199.3	17:46.155
19	1	3:02.437	53.689			190.5	58:47.381	7	1	2:56.517	51.523	1:20.058	44.936	193.5	20:42.672
20	1	3:02.910	52.694			190.8	1:01:50.291	8	1	3:05.430 B	50.866	1:19.163	55.401	199.6	23:48.102
21	1	3:03.108	53.002			188.8	1:04:53.399	9	1	4:18.076	2:11.993	1:20.869	45.214	188.5	28:06.178
							BMW E36 325i	10	1	2:56.734	51.769	1:19.233	45.732	199.6	31:02.912
							Ooperon Cup	11	1	2:56.055	51.255	1:19.686	45.114	190.8	33:58.967
								12	1	2:56.901	51.527	1:20.199	45.175	189.5	36:55.868
								13	1	2:57.361	52.925	1:19.272	45.164	194.2	39:53.229
								14	1	2:58.848	52.419	1:20.407	46.022	175.3	42:52.077
								15	1	2:58.779	51.965	1:20.995	45.819	196.0	45:50.856
								16	1	2:56.856	51.415	1:20.115	45.326	194.2	48:47.712
								17	1	2:58.490	51.701	1:21.681	45.108	184.3	51:46.202
								18	1	2:56.647	51.905	1:19.487	45.255	196.0	54:42.849
								19	1	2:53.932	51.138	1:18.008	44.786	196.4	57:36.781
								20	1	2:56.099	51.603	1:19.144	45.352	194.2	1:00:32.880
								21	1	2:55.512	51.001	1:18.767	45.744	194.9	1:03:28.392
								82 1. Henk/Marcel Sijsma/Schc Zilhouette Zilhouette Cup							
								1	1	3:02.721	55.782	1:21.004	45.935	183.7	3:02.721
								2	1	2:58.663	52.579	1:20.534	45.550	196.7	6:01.384
								3	1	2:55.704	51.814	1:18.579	45.311	196.4	8:57.088
								4	1	2:56.712	52.445	1:17.885	46.382	193.9	11:53.800
								5	1	2:55.755	51.154	1:17.673	46.928	198.2	14:49.555
								6	1	2:56.121	52.957	1:17.337	45.827	197.1	17:45.676
								7	1	2:55.669	51.583	1:18.609	45.477	196.7	20:41.345
								8	1	2:58.772	52.193	1:20.981	45.598	193.5	23:40.117
								9	1	2:55.007	51.860	1:17.876	45.271	194.2	26:35.124
								10	1	3:08.169 B	52.087	1:20.172	55.910	192.2	29:43.293
								11	1	4:25.253	2:16.441	1:21.915	46.897	191.5	34:08.546
								12	1	2:57.190	53.465	1:18.378	45.347	191.5	37:05.736
								13	1	2:57.870	52.750	1:19.117	46.003	182.4	40:03.606
								14	1	2:58.598	53.126	1:17.517	47.955	190.5	43:02.204
								15	1	2:55.652	51.254	1:19.505	44.893	192.5	45:57.856
								16	1	2:55.136	52.491	1:18.129	44.516	183.1	48:52.992
								17	1	2:56.736	51.296	1:20.733	44.707	190.5	51:49.728
								18	1	2:54.822	51.560	1:18.445	44.817	196.4	54:44.550
								19	1	2:54.839	51.161	1:18.205	45.473	193.2	57:39.389
								20	1	2:58.711	52.325	1:20.863	45.523	194.2	1:00:38.100
								92 1. Michael Hermans Zilhouette Zilhouette Cup							
								1	1	3:03.716	56.172	1:21.789	45.755	183.4	3:03.716
								2	1	2:53.251	51.670	1:17.106	44.475	196.0	5:56.967
								3	1	2:54.683	50.660	1:18.505	45.518	202.6	8:51.650
								4	1	2:52.665	50.122	1:17.805	44.738	201.5	11:44.315
								5	1	2:52.347	49.784	1:18.121	44.442	197.1	14:36.662



ACNN SPA EURO RACE RACE 1

Sector Analysis

Personal Best Session Best B Crossing the finish line in pit lane

Lap	D	Time	Sector 1	Sector 2	Sector 3	T. Spd	Elapsed	Lap	D	Time	Sector 1	Sector 2	Sector 3	T. Spd	Elapsed
6	1	2:55.504	52.209	1:17.499	45.796	197.4	17:32.166	15	1	2:55.809	51.134	1:18.470	46.205	193.9	45:41.720
7	1	2:55.619	51.891	1:19.012	44.716	197.4	20:27.785	16	1	2:57.911	51.831	1:19.649	46.431	193.9	48:39.631
8	1	2:52.737	50.224	1:17.704	44.809	201.9	23:20.522	17	1	2:57.753	51.552	1:20.277	45.924	194.6	51:37.384
9	1	2:51.772	50.386	1:16.331	45.055	201.5	26:12.294	18	1	2:56.705	51.352	1:19.611	45.742	196.0	54:34.089
10	1	3:06.861 B	49.930	1:17.087	59.844	201.5	29:19.155	19	1	2:57.683	52.225	1:18.610	46.848	195.3	57:31.772
11	1	4:13.524	2:10.871	1:17.331	45.322	199.3	33:32.679	20	1	2:55.874	52.192	1:18.183	45.499	192.5	1:00:27.646
12	1	2:54.307	51.239	1:17.849	45.219	200.7	36:26.986	21	1	2:55.708	51.093	1:18.818	45.797	193.9	1:03:23.354
13	1	2:53.733	51.314	1:17.317	45.102	198.9	39:20.719	22	1	2:59.463	51.584	1:20.486	47.393	189.1	1:06:22.817
14	1	2:52.330	50.036	1:17.340	44.954	201.1	42:13.049								
15	1	2:56.911	50.332	1:20.252	46.327	201.9	45:09.960								
16	1	2:56.694	51.495	1:19.509	45.690	198.5	48:06.654								
17	1	2:55.789	50.497	1:19.094	46.198	198.9	51:02.443								
18	1	2:55.733	51.092	1:19.216	45.425	198.9	53:58.176								
19	1	2:55.986	50.384	1:18.973	46.629	196.4	56:54.162								
20	1	2:57.239	50.872	1:20.046	46.321	197.8	59:51.401								
21	1	2:55.352	50.287	1:18.875	46.190	197.1	1:02:46.753								
22	1	2:58.955	50.465	1:22.034	46.456	198.5	1:05:45.708								


93							Zilhoutte Zilhoutte Cup
1. Carlijn Bergsma/de Jonq							
1	1	3:01.051	55.451	1:20.199	45.401	188.2	3:01.051
2	1	2:54.713	50.681	1:18.000	46.032	198.2	5:55.764
3	1	2:55.960	52.417	1:18.283	45.260	197.8	8:51.724
4	1	2:53.644	51.250	1:17.227	45.167	198.5	11:45.368
5	1	2:56.709	50.913	1:17.811	47.985	191.8	14:42.077
6	1	3:05.259	55.581	1:19.842	49.836	177.9	17:47.336
7	1	3:03.023	55.196	1:19.337	48.490	177.6	20:50.359
8	1	3:14.831 B	54.939	1:19.517	1:00.375	180.3	24:05.190
9	1	4:49.787	2:42.335	1:19.854	47.598	174.5	28:54.977
10	1	3:01.481	55.071	1:19.163	47.247	175.6	31:56.458
11	1	3:12.856	55.877	1:26.334	50.645	180.0	35:09.314
12	1	3:16.192	57.635	1:27.648	50.909	163.4	38:25.506
13	1	3:07.593	55.642	1:22.953	48.998	178.8	41:33.099
14	1	3:13.331	56.994	1:24.245	52.092	172.8	44:46.430
15	1	3:08.937	56.844	1:21.528	50.565	173.1	47:55.367
16	1	3:11.551	55.824	1:22.047	53.680	174.8	51:06.918
17	1	3:21.091	59.644	1:28.549	52.898	148.1	54:28.009
18	1	3:14.147	59.720	1:23.407	51.020	160.7	57:42.156
19	1	3:14.052	58.255	1:24.289	51.508	156.5	1:00:56.208
20	1	3:11.901	58.447	1:23.513	49.941	159.8	1:04:08.109

95							Zilhoutte Zilhoutte Cup
1. Raymond Hannink							
1	1	3:03.520	56.513	1:21.731	45.276	182.1	3:03.520
2	1	2:56.606	51.955	1:19.640	45.011	191.8	6:00.126
3	1	2:53.054	50.795	1:17.728	44.531	196.4	8:53.180
4	1	2:53.489	49.844	1:17.803	45.842	203.0	11:46.669
5	1	2:55.929	51.545	1:17.914	46.470	197.1	14:42.598
6	1	2:55.496	51.097	1:17.572	46.827	196.4	17:38.094
7	1	2:55.509	50.685	1:19.248	45.576	193.9	20:33.603
8	1	2:54.337	51.054	1:17.389	45.894	196.4	23:27.940
9	1	3:10.546 B	50.884	1:20.253	59.409	197.4	26:38.486
10	1	4:20.572	2:14.405	1:19.278	46.889	195.3	30:59.058
11	1	2:56.180	51.690	1:18.771	45.719	194.2	33:55.238
12	1	2:58.860	52.333	1:20.690	45.837	193.2	36:54.098
13	1	2:56.081	52.669	1:17.955	45.457	193.5	39:50.179
14	1	2:55.732	51.846	1:18.529	45.357	199.3	42:45.911

96							Zilhoutte Zilhoutte Cup
1. Marcel van der Lyke							
1	1	3:05.577	56.991	1:22.579	46.007	190.8	3:05.577
2	1	2:58.516	52.817	1:19.978	45.721	195.3	6:04.093
3	1	2:56.777	52.058	1:19.162	45.557	196.7	9:00.870
4	1	2:56.530	51.833	1:18.450	46.247	196.4	11:57.400
5	1	2:57.260	52.092	1:18.744	46.424	196.0	14:54.660
6	1	2:58.772	53.920	1:19.082	45.770	196.0	17:53.432
7	1	2:57.899	52.260	1:19.266	46.373	197.1	20:51.331
8	1	2:57.315	52.820	1:18.199	46.296	194.9	23:48.646
9	1	3:07.766 B	53.319	1:18.769	55.678	194.9	26:56.412
10	1	4:15.630	2:10.837	1:18.878	45.915	194.6	31:12.042
11	1	2:58.931	52.345	1:20.811	45.775	194.6	34:10.973
12	1	2:55.693	51.747	1:19.103	44.843	202.6	37:06.666
13	1	2:56.557	51.575	1:19.132	45.850	196.4	40:03.223
14	1	2:57.315	52.006	1:17.873	47.436	196.4	43:00.538
15	1	2:56.599	51.779	1:19.821	44.999	187.5	45:57.137
16	1	2:55.526	52.273	1:17.966	45.287	195.7	48:52.663
17	1	2:56.413	51.524	1:20.031	44.858	197.4	51:49.076
18	1	2:55.122	51.892	1:18.171	45.059	200.0	54:44.198
19	1	2:55.428	51.344	1:18.071	46.013	200.0	57:39.626
20	1	2:58.349	52.101	1:20.516	45.732	200.4	1:00:37.975
21	1	2:54.402	51.254	1:17.593	45.555	198.2	1:03:32.377

98							Zilhoutte Zilhoutte Cup
1. Jack Hoekstra							
1	1	3:10.259	59.772	1:23.967	46.520	177.3	3:10.259
2	1	3:05.258	53.128	1:23.056	49.074	200.7	6:15.517
3	1	3:01.624	54.212	1:21.205	46.207	200.4	9:17.141
4	1	3:06.642	56.392	1:23.202	47.048	196.7	12:23.783
5	1	3:01.764	52.990	1:21.496	47.278	197.8	15:25.547
6	1	3:00.914	53.254	1:21.377	46.283	197.1	18:26.461
7	1	3:02.886	53.059	1:22.715	47.112	191.2	21:29.347
8	1	3:01.387	52.127	1:23.016	46.244	200.7	24:30.734
9	1	3:14.133 B	52.891	1:22.019	59.223	198.2	27:44.867


102							BMW E90 M3 DTC
1. Marloes Dijkhuis							
1	1	4:25.735	2:10.807	1:27.060	47.868	162.2	4:25.735
2	1	3:06.542	53.049	1:24.712	48.781	171.7	7:32.277
3	1	3:06.123	53.543	1:25.532	47.048	170.1	10:38.400
4	1	3:03.441	51.542	1:23.791	48.108	184.6	13:41.841
5	1	3:03.314	52.588	1:23.376	47.350	182.1	16:45.155
6	1	3:06.549	54.991	1:24.243	47.315	181.8	19:51.704
7	1	3:04.674	52.413	1:25.030	47.231	184.6	22:56.378
8	1	3:04.003	51.768	1:24.115	48.120	184.0	26:00.381
9	1	3:04.044	53.515	1:23.369	47.160	182.7	29:04.425



ACNN SPA EURO RACE RACE 1

Sector Analysis

							Personal Best		Session Best		B Crossing the finish line in pit lane											
Lap	D	Time	Sector 1	Sector 2	Sector 3	T. Spd	Elapsed	Lap	D	Time	Sector 1	Sector 2	Sector 3	T. Spd	Elapsed							
10	1	3:03.028	52.786	1:23.507	46.735	190.8	32:07.453	19	1	3:05.199	52.603	1:25.443	47.153	175.6	1:02:13.147							
11	1	3:04.722	52.580	1:24.855	47.287	181.8	35:12.175	20	1	3:02.350	52.340	1:23.651	46.359	193.5	1:05:15.497							
12	1	3:14.424	B	51.655	1:23.936	58.833	38:26.599	134 1.Hielke/Sipke Oosten/Bijzil Zilhouette M3 DTC														
13	1	4:33.426	2:21.391	1:23.285	48.750	179.1	43:00.025	1	1	3:54.772	1:57.843	1:15.179	41.750	213.0	3:54.772							
14	1	3:04.414	51.729	1:25.457	47.228	180.9	46:04.439	2	1	2:42.593	46.807	1:13.654	42.132	220.4	6:37.365							
15	1	3:02.215	51.694	1:24.345	46.176	183.4	49:06.654	3	1	2:44.746	47.103	1:15.163	42.480	208.5	9:22.111							
16	1	3:02.154	51.978	1:22.972	47.204	185.2	52:08.808	4	1	2:45.728	47.167	1:15.291	43.270	217.3	12:07.839							
17	1	2:59.714	51.293	1:21.818	46.603	195.3	55:08.522	5	1	2:43.874	46.361	1:14.561	42.952	206.1	14:51.713							
18	1	3:01.047	51.569	1:22.374	47.104	185.2	58:09.569	6	1	2:44.451	47.145	1:15.143	42.163	222.7	17:36.164							
19	1	3:01.588	51.628	1:23.526	46.434	186.9	1:01:11.157	7	1	2:46.551	48.224	1:16.271	42.056	210.5	20:22.715							
20	1	3:01.457	51.115	1:23.506	46.836	189.5	1:04:12.614	8	1	2:43.949	46.506	1:15.685	41.758	217.3	23:06.664							
103 1.Rene Snel BMW E36 M3 DTC							10									1	2:45.105	46.877	1:16.112	42.116	223.6	28:35.100
1	1	3:55.436	1:58.706			221.3	3:55.436	11	1	2:56.057	B	47.760	1:15.521	52.776	220.9	31:31.157						
2	1	2:42.081	46.435			208.5	6:37.517	12	1	4:26.938	2:28.204	1:15.040	43.694	218.6	35:58.095							
3	1	2:45.207	46.801			208.5	9:22.724	13	1	2:48.075	49.235	1:16.377	42.463	204.2	38:46.170							
4	1	2:46.102	46.752			220.0	12:08.826	14	1	2:45.675	47.349	1:15.768	42.558	215.1	41:31.845							
5	1	2:42.250	45.241			228.3	14:51.076	15	1	2:46.858	48.714	1:15.986	42.158	221.3	44:18.703							
6	1	2:46.048	45.858			223.1	17:37.124	16	1	2:45.002	47.567	1:14.828	42.607	225.9	47:03.705							
7	1	2:45.510	47.102				20:22.634	17	1	2:47.654	47.604	1:16.356	43.694	198.5	49:51.359							
8	1	2:44.708	46.374			215.1	23:07.342	18	1	2:49.419	47.283	1:17.473	44.663	211.4	52:40.778							
9	1	2:44.739	46.015			206.5	25:52.081	19	1	2:48.066	48.951	1:16.808	42.307	208.5	55:28.844							
10	1	2:43.227	45.216			209.7	28:35.308	20	1	2:45.680	46.964	1:16.616	42.100	217.7	58:14.524							
11	1	2:43.402	46.975			213.4	31:18.710	21	1	2:46.367	47.976	1:16.156	42.235	207.3	1:01:00.891							
12	1	2:45.958	46.650			200.4	34:04.668	22	1	2:46.564	48.459	1:16.013	42.092	212.6	1:03:47.455							
13	1	2:59.536	B	45.630		191.8	37:04.204	136 1.Peter van der Ham BMW E46 M3 DTC														
14	1	4:17.765	2:19.141			194.2	41:21.969	1	1	4:29.113	2:15.530			172.2	4:29.113							
15	1	2:47.382	48.215			187.8	44:09.351	2	1	3:03.376	53.084	1:22.262	48.030	161.2	7:32.489							
16	1	2:44.454	45.871			212.6	46:53.805	142 1.Marc Dijkhuis BMW E46 GTR DTC														
17	1	2:51.599	49.851			203.8	49:45.404	1	1	4:26.897	2:13.499	1:25.935	47.463	167.2	4:26.897							
18	1	2:44.285	45.606			204.2	52:29.689	2	1	3:01.973	52.621	1:22.298	47.054	164.9	7:28.870							
19	1	2:42.538	45.344			211.4	55:12.227	3	1	2:57.555	51.368	1:20.825	45.362	194.2	10:26.425							
20	1	2:45.977	46.722			197.4	57:58.204	4	1	2:56.498	50.205	1:20.819	45.474	195.3	13:22.923							
21	1	2:42.940	45.332			210.5	1:00:41.144	5	1	2:54.160	49.614	1:19.723	44.823	188.8	16:17.083							
22	1	2:44.873	47.257			227.4	1:03:26.017	6	1	2:56.516	51.924	1:19.951	44.641	175.6	19:13.599							
127 1.Jacob van den Outenaar BMW E36 325i DTC							7									1	2:53.997	49.819	1:18.887	45.291	192.5	22:07.596
1	1	4:21.100	2:06.159	1:26.689	48.252	188.8	4:21.100	8	1	2:52.796	48.832	1:18.451	45.513	195.7	25:00.392							
2	1	3:07.230	53.398	1:24.992	48.840	185.6	7:28.330	9	1	2:52.458	48.667	1:18.762	45.029	193.9	27:52.850							
3	1	3:07.416	52.663	1:25.677	49.076	180.3	10:35.746	10	1	3:07.057	B	48.824	1:19.197	59.036	30:59.907							
4	1	3:05.271	52.634	1:24.721	47.916	190.5	13:41.017	11	1	4:17.946	2:14.348	1:19.425	44.173	182.4	35:17.853							
5	1	3:02.369	51.871	1:23.463	47.035	194.6	16:43.386	12	1	2:56.162	49.563	1:21.420	45.179	180.0	38:14.015							
6	1	3:05.711	54.391	1:23.979	47.341	181.2	19:49.097	13	1	2:53.652	48.933	1:19.929	44.790	185.2	41:07.667							
7	1	3:04.918	52.037	1:25.318	47.563	190.8	22:54.015	14	1	2:53.218	49.698	1:19.145	44.375	198.2	44:00.885							
8	1	3:20.685	B	51.894	1:25.505	1:03.286	26:14.700	15	1	2:51.504	48.718	1:19.013	43.773	207.7	46:52.389							
9	1	4:51.031	2:36.078	1:25.237	49.716	183.1	31:05.731	16	1	2:54.082	49.117	1:20.572	44.393	194.9	49:46.471							
10	1	3:04.425	51.468	1:26.174	46.783	183.4	34:10.156	17	1	2:54.065	49.223	1:19.122	45.720	199.3	52:40.536							
11	1	3:05.979	52.457	1:25.034	48.488	193.5	37:16.135	18	1	2:52.555	49.045	1:19.851	43.659	203.8	55:33.091							
12	1	3:03.031	51.588	1:24.707	46.736	196.7	40:19.166	19	1	2:53.014	48.165	1:18.811	46.038	196.4	58:26.105							
13	1	3:02.061	51.228	1:23.862	46.971	184.0	43:21.227	20	1	2:51.362	48.108	1:18.925	44.329	198.9	1:01:17.467							
14	1	3:03.749	51.504	1:25.238	47.007	193.2	46:24.976	21	1	2:55.364	48.364	1:23.104	43.896	196.4	1:04:12.831							
15	1	3:11.068	51.349	1:29.900	49.819	183.1	49:36.044															
16	1	3:05.997	51.715	1:26.187	48.095	211.4	52:42.041															
17	1	3:07.028	51.902	1:26.405	48.721	171.2	55:49.069															
18	1	3:18.879	53.314	1:27.724	57.841	176.5	59:07.948															




ACNN SPA EURO RACE RACE 1

Sector Analysis

■ Personal Best
 ■ Session Best
 ■ Crossing the finish line in pit lane

Lap	D	Time	Sector 1	Sector 2	Sector 3	T. Spd	Elapsed	Lap	D	Time	Sector 1	Sector 2	Sector 3	T. Spd	Elapsed		
167	1. Sjeff Jansen							BMW E36 M3 DTC		6	1	3:03.062	55.016	1:22.383	45.663	179.1	19:17.665
	1	4:05.069	2:00.204	1:20.193	44.672	207.3	4:05.069	7	1	3:01.402	52.319	1:22.726	46.357	213.9	22:19.067		
	2	2:52.383	48.677	1:19.265	44.441	207.3	6:57.452	8	1	3:01.513	53.224	1:22.693	45.596	209.3	25:20.580		
	3	2:52.866	48.368	1:19.282	45.216	206.1	9:50.318	9	1	3:15.179 B	52.089	1:26.231	56.859	206.5	28:35.759		
	4	2:53.647	48.709	1:19.304	45.634	205.7	12:43.965	10	1	4:23.530	2:14.504	1:22.866	46.160	197.1	32:59.289		
	5	2:51.417	49.203	1:18.354	43.860	205.3	15:35.382	11	1	3:00.930	51.275	1:23.626	46.029	211.4	36:00.219		
	6	2:51.276	49.167	1:18.367	43.742	204.2	18:26.658	12	1	3:02.627	51.598	1:24.736	46.293	209.7	39:02.846		
	7	2:53.805	50.672	1:19.141	43.992	209.3	21:20.463	13	1	3:00.665	52.236	1:22.671	45.758	210.5	42:03.511		
	8	2:52.976	49.495	1:19.224	44.257	201.1	24:13.439	14	1	3:05.694	52.252	1:24.289	49.153	206.9	45:09.205		
	9	2:51.414	48.357	1:19.347	43.710	208.5	27:04.853	15	1	3:06.100	53.838	1:25.848	46.414	195.7	48:15.305		
	10	2:54.395	48.781	1:20.295	45.319	211.8	29:59.248	16	1	3:00.973	51.859	1:23.290	45.824	210.5	51:16.278		
	11	3:08.467 B	49.895	1:19.631	58.941	205.3	33:07.715	17	1	3:01.081	50.991	1:23.940	46.150	179.4	54:17.359		
	12	4:35.024	2:27.890	1:20.954	46.180	203.4	37:42.739	18	1	3:01.190	51.764	1:23.221	46.205	207.7	57:18.549		
	13	2:56.800	51.860	1:20.524	44.416	202.2	40:39.539	19	1	2:59.407	51.488	1:22.342	45.577	205.7	1:00:17.956		
	14	2:53.317	49.044	1:19.925	44.348	211.4	43:32.856	20	1	3:00.878	50.963	1:23.817	46.098	213.4	1:03:18.834		
	15	2:55.869	51.699	1:20.060	44.110	193.9	46:28.725	21	1	3:03.002	51.617	1:24.214	47.171	202.6	1:06:21.836		
	16	3:02.650	49.545	1:25.266	47.839	178.2	49:31.375										
	17	2:57.761	50.803	1:20.817	46.141	196.4	52:29.136										
	18	2:54.450	49.484	1:20.461	44.505	189.8	55:23.586										
	19	2:56.187	49.363	1:22.102	44.722	198.5	58:19.773										
	20	2:55.784	49.823	1:20.365	45.596	196.7	1:01:15.557										
	21	3:01.977	49.582	1:26.807	45.588	193.9	1:04:17.534										
202	1. Rianneke Dijkhuis							BMW 123 D DTC		1	1	4:30.511	2:12.977	1:27.133	50.401	181.2	4:30.511
	2	3:13.782			56.798	1:27.243	49.741	179.4	7:44.293								
	3	3:12.063	56.477	1:25.844	49.742	173.6	10:56.356										
205	1. Wolter Zijlstra							BMW E36 325i DTC		1	1	4:23.315	2:08.822	1:24.774	49.719	173.4	4:23.315
	2	3:05.275	53.714	1:23.571	47.990	191.8	7:28.590										
	3	3:05.014	54.318	1:22.925	47.771	193.2	10:33.604										
	4	3:00.557	52.417	1:20.901	47.239	196.4	13:34.161										
	5	3:01.195	53.263	1:20.800	47.132	193.5	16:35.356										
	6	3:06.330	56.936	1:21.590	47.804	191.5	19:41.686										
	7	3:09.982	54.112	1:27.531	48.339	193.9	22:51.668										
	8	3:03.567	53.489	1:22.121	47.957	179.1	25:55.235										
	9	3:20.675 B	53.783	1:22.899	1:03.993	190.1	29:15.910										
	10	4:30.526	2:19.902	1:22.693	47.931	183.7	33:46.436										
	11	3:02.075	53.459	1:21.408	47.208	191.5	36:48.511										
	12	3:00.688	52.810	1:20.576	47.302	196.0	39:49.199										
	13	3:01.557	52.550	1:21.716	47.291	194.9	42:50.756										
	14	3:00.612	52.350	1:21.034	47.228	197.4	45:51.368										
	15	3:00.073	52.349	1:21.252	46.472	192.9	48:51.441										
	16	3:02.268	51.925	1:23.840	46.503	197.4	51:53.709										
	17	3:02.118	52.228	1:22.959	46.931	198.9	54:55.827										
	18	3:00.375	52.509	1:21.358	46.508	195.7	57:56.202										
	19	3:01.648	52.971	1:21.535	47.142	192.9	1:00:57.850										
	20	3:03.169	52.725	1:23.248	47.196	192.2	1:04:01.019										
206	1. Lawwrens Gooshouwer							BMB COMPACT DTC		1	1	4:21.919	2:07.111		195.3	4:21.919	
	2	3:06.292	53.074				7:28.211										
	3	3:13.287	55.114				10:41.498										
	4	3:07.426	54.651				13:48.924										
	5	3:15.675	54.428				17:04.599										
	6	3:07.598	53.937				20:12.197										
	7	3:06.857	53.244				23:19.054										
	8	3:09.235	54.732				26:28.289										
194	1. Marcel van der Lip							BMW E36 M3 DTC		1	1	4:14.028	2:04.230	1:23.462	46.336	204.5	4:14.028
	2	3:01.427	51.962	1:22.511	46.954	205.3	7:15.455										
	3	2:58.686	51.268	1:22.095	45.323	209.3	10:14.141										
	4	3:00.050	51.205	1:23.189	45.656	207.7	13:14.191										
	5	3:00.412	51.994	1:22.577	45.841	208.1	16:14.603										



ACNN SPA EURO RACE RACE 1

Sector Analysis

■ Personal Best ■ Session Best B Crossing the finish line in pit lane

Lap	D	Time	Sector 1	Sector 2	Sector 3	T. Spd	Elapsed	Lap	D	Time	Sector 1	Sector 2	Sector 3	T. Spd	Elapsed
9	1	3:17.988	B 54.173			183.4	29:46.277	13	1	3:03.596	53.661	1:22.580	47.355	185.6	43:15.394
10	1	4:32.939	2:20.456			199.3	34:19.216	14	1	3:06.414	52.983	1:22.877	50.554	184.3	46:21.808
11	1	3:07.319	53.499			194.9	37:26.535	15	1	3:12.704	53.823	1:27.567	51.314	183.7	49:34.512
12	1	3:05.640	53.415			185.2	40:32.175	16	1	3:09.004	53.816	1:25.935	49.253	180.0	52:43.516
13	1	3:07.188	53.225			194.9	43:39.363	17	1	3:04.302	53.073	1:23.086	48.143	184.0	55:47.818
14	1	3:05.123	52.468			194.6	46:44.486	18	1	3:03.738	53.131	1:23.018	47.589	184.9	58:51.556
15	1	3:08.938	53.677			184.0	49:53.424	19	1	3:04.196	53.939	1:22.908	47.349	185.6	1:01:55.752
16	1	3:04.995	53.235			198.9	52:58.419	20	1	3:04.162	53.872	1:22.852	47.438	187.8	1:04:59.914
17	1	3:05.294	53.079			196.7	56:03.713								
18	1	3:04.672	52.308			192.9	59:08.385								
19	1	3:07.939	53.903			202.2	1:02:16.324								
20	1	3:15.699	52.549			188.5	1:05:32.023								


Lap	D	Time	Sector 1	Sector 2	Sector 3	T. Spd	Elapsed
1	1	4:34.451	2:16.727	1:27.086	50.638	170.6	4:34.451
2	1	3:18.718	58.762	1:28.442	51.514	162.9	7:53.169
3	1	3:15.849	57.569	1:25.872	52.408	172.5	11:09.018
4	1	3:16.257	57.375	1:26.837	52.045	174.2	14:25.275
5	1	3:26.539	1:04.744	1:27.462	54.333	160.5	17:51.814
6	1	3:24.207	1:02.764	1:28.718	52.725	162.7	21:16.021
7	1	3:36.358	B 1:02.381	1:28.255	1:05.722	161.9	24:52.379
8	1	5:07.332	2:48.661	1:28.476	50.195	171.2	29:59.711
9	1	3:15.099	57.031	1:27.515	50.553	172.2	33:14.810
10	1	3:12.798	56.249	1:25.838	50.711	175.0	36:27.608
11	1	3:12.833	56.678	1:25.990	50.165	177.3	39:40.441
12	1	3:13.058	56.638	1:25.755	50.665	175.9	42:53.499
13	1	3:16.491	56.819	1:28.107	51.565	176.2	46:09.990
14	1	3:56.100	B 56.512	1:56.661	1:02.927	170.6	50:06.090
15	1	4:08.409	1:39.369	1:32.889	56.151	173.9	54:14.499
16	1	3:17.364	57.770	1:27.955	51.639	177.6	57:31.863
17	1	3:16.457	57.767	1:27.741	50.949	175.3	1:00:48.320
18	1	3:15.788	57.618	1:27.940	50.230	172.2	1:04:04.108

Lap	D	Time	Sector 1	Sector 2	Sector 3	T. Spd	Elapsed
1	1	5:51.224	B 2:19.117	1:35.963	1:56.144	160.5	5:51.224
2	1	9:51.385	B 5:42.326			152.3	15:42.609
3	1	7:27.600	5:01.332	1:32.690	53.578	141.7	23:10.209
4	1	3:27.706	1:00.532	1:33.733	53.441	147.9	26:37.915
5	1	3:25.080	59.816	1:31.329	53.935	157.9	30:02.995

Lap	D	Time	Sector 1	Sector 2	Sector 3	T. Spd	Elapsed
1	1	4:24.665	2:08.217	1:25.712	50.736	183.4	4:24.665
2	1	3:08.411	56.271	1:24.313	47.827	166.4	7:33.076
3	1	3:07.911	54.051	1:24.669	49.191	169.0	10:40.987
4	1	3:05.915	54.412	1:23.226	48.277	168.2	13:46.902
5	1	3:06.060	54.685	1:23.450	47.925	181.2	16:52.962
6	1	3:06.805	55.380	1:23.237	48.188	180.0	19:59.767
7	1	3:05.533	54.493	1:23.302	47.738	183.7	23:05.300
8	1	3:16.900	B 54.270	1:23.864	58.766	183.7	26:22.200
9	1	4:36.257	2:24.471	1:23.643	48.143	172.0	30:58.457
10	1	3:05.070	54.361	1:22.920	47.789	184.3	34:03.527
11	1	3:04.499	53.818	1:23.148	47.533	187.2	37:08.026
12	1	3:03.772	53.408	1:22.715	47.649	181.2	40:11.798

Lap	D	Time	Sector 1	Sector 2	Sector 3	T. Spd	Elapsed
1	1	4:06.959	2:02.957	1:18.641	45.361	202.2	4:06.959
2	1	2:53.498	49.847	1:18.545	45.106	195.7	7:00.457
3	1	2:52.693	50.166	1:17.954	44.573	203.0	9:53.150
4	1	2:53.194	49.648	1:18.171	45.375	204.5	12:46.344
5	1	2:52.919	49.956	1:18.474	44.489	206.1	15:39.263
6	1	2:55.872	52.237	1:18.644	44.991	191.8	18:35.135
7	1	2:54.015	49.795	1:18.832	45.388	208.5	21:29.150
8	1	2:53.232	49.537	1:18.239	45.456	210.5	24:22.382
9	1	2:54.226	50.192	1:19.039	44.995	195.3	27:16.608
10	1	2:54.296	49.889	1:19.538	44.869	203.4	30:10.904
11	1	3:07.845	B 50.321	1:19.293	58.231	204.5	33:18.749
12	1	4:23.238	2:11.368	1:24.265	47.605	177.0	37:41.987
13	1	3:05.864	53.910	1:24.572	47.382	184.3	40:47.851
14	1	3:04.173	53.002	1:23.735	47.436	165.9	43:52.024
15	1	3:05.781	53.751	1:24.548	47.482	194.6	46:57.805
16	1	3:06.104	53.072	1:23.454	49.578	168.7	50:03.909
17	1	3:02.281	52.860	1:22.608	46.813	183.4	53:06.190
18	1	2:59.982	51.976	1:21.703	46.303	173.9	56:06.172
19	1	3:02.405	51.475	1:23.648	47.282	188.8	59:08.577
20	1	3:05.737	53.276	1:24.353	48.108	193.9	1:02:14.314
21	1	3:02.661	51.961	1:23.004	47.696	186.9	1:05:16.975

Lap	D	Time	Sector 1	Sector 2	Sector 3	T. Spd	Elapsed
1	1	4:32.997	2:16.728	1:26.258	50.011	176.5	4:32.997
2	1	3:13.700	56.821	1:27.412	49.467	172.2	7:46.697
3	1	3:12.438	56.071	1:26.644	49.723	182.7	10:59.135
4	1	3:16.765	56.230	1:30.391	50.144	168.5	14:15.900
5	1	3:12.714	57.405	1:26.208	49.101	182.4	17:28.614
6	1	3:09.750	56.314	1:25.240	48.196	184.3	20:38.364
7	1	3:21.622	B 55.999	1:24.214	1:01.409	182.4	23:59.986
8	1	5:01.892	2:49.370	1:24.620	47.902	171.4	29:01.878
9	1	3:09.461	56.312	1:24.075	49.074	184.6	32:11.339
10	1	3:21.095	B 55.514	1:25.265	1:00.316	185.6	35:32.434
11	1	4:28.958	2:14.916	1:25.338	48.704	172.0	40:01.392
12	1	3:08.159	55.864	1:24.112	48.183	177.0	43:09.551
13	1	3:12.941	55.774	1:25.686	51.481	185.2	46:22.492
14	1	3:13.670	55.177	1:27.909	50.584	173.6	49:36.162
15	1	3:11.794	55.953	1:26.173	49.668	181.5	52:47.956
16	1	3:10.792	56.299	1:25.375	49.118	176.5	55:58.748
17	1	3:13.781	56.194	1:26.347	51.240	184.0	59:12.529
18	1	3:11.565	56.398	1:26.280	48.887	184.3	1:02:24.094
19	1	3:10.851	55.920	1:25.593	49.338	185.6	1:05:34.945




ACNN SPA EURO RACE RACE 1

Sector Analysis

■ Personal Best
 ■ Session Best
 ■ Crossing the finish line in pit lane

Lap	D	Time	Sector 1	Sector 2	Sector 3	T. Spd	Elapsed	Lap	D	Time	Sector 1	Sector 2	Sector 3	T. Spd	Elapsed	
900 1. Marc Oostrum Porsche 944 Porsche Cup								11	1	3:24.965	1:00.572	1:33.548	50.845	166.9	39:17.793	
1	1	4:37.521	2:17.975	1:28.080	51.466	162.2	4:37.521	12	1	3:15.456	58.755	1:26.228	50.473	172.8	42:33.249	
2	1	3:17.642	58.254	1:28.110	51.278	170.3	7:55.163	13	1	3:17.507	59.405	1:26.928	51.174	168.5	45:50.756	
3	1	3:12.596	56.456	1:25.267	50.873	182.1	11:07.759	14	1	3:20.748	1:00.332	1:28.789	51.627	146.7	49:11.504	
4	1	3:13.091	56.357	1:26.153	50.581	175.6	14:20.850	15	1	3:19.146	1:00.110	1:27.216	51.820	167.4	52:30.650	
5	1	3:15.979	58.435	1:26.872	50.672	176.5	17:36.829	16	1	3:17.201	59.320	1:27.389	50.492	162.7	55:47.851	
6	1	3:15.441	57.389	1:26.393	51.659	179.1	20:52.270	17	1	3:16.023	58.161	1:26.522	51.340	171.7	59:03.874	
7	1	3:14.059	56.625	1:26.669	50.765	183.1	24:06.329	18	1	3:18.312	59.402	1:28.289	50.621	164.4	1:02:22.186	
8	1	3:13.933	57.191	1:26.199	50.543	177.9	27:20.262	19	1	3:17.694	59.115	1:28.097	50.482	168.5	1:05:39.880	
9	1	3:15.910	58.305	1:26.890	50.715	173.9	30:36.172									
10	1	3:29.751	B	57.896	1:26.996	1:04.859	178.2	34:05.923								
11	1	4:42.162	2:24.662	1:26.246	51.254	175.0	38:48.085									
12	1	3:13.942	57.579	1:25.728	50.635	173.4	42:02.027									
13	1	3:16.032	57.239	1:25.562	53.231	178.5	45:18.059									
14	1	3:14.231	57.550	1:26.263	50.418	179.4	48:32.290									
15	1	3:12.574	57.482	1:25.012	50.080	178.5	51:44.864									
16	1	3:14.091	57.525	1:25.902	50.664	181.5	54:58.955									
17	1	3:13.385	56.218	1:24.428	52.739	180.0	58:12.340									
901 1. Harry en Patrick Verkerk Porsche 968 Cl.Sp. Porsche Cup																
1	1	4:06.497	2:02.219	1:18.995	45.283	211.4	4:06.497									
2	1	2:54.624	50.012	1:19.477	45.135	203.8	7:01.121									
3	1	2:54.397	50.341	1:19.434	44.622	197.8	9:55.518									
4	1	2:54.131	49.774	1:19.115	45.242	210.9	12:49.649									
5	1	2:55.063	50.399	1:19.721	44.943	204.5	15:44.712									
6	1	2:55.583	49.663	1:20.411	45.509	201.5	18:40.295									
7	1	2:56.143	50.273	1:20.215	45.655	205.7	21:36.438									
8	1	2:55.359	49.943	1:20.248	45.168	200.0	24:31.797									
9	1	2:55.353	49.845	1:20.077	45.431	214.7	27:27.150									
10	1	3:10.439	B	51.145	1:20.900	58.394	194.6	30:37.589								
11	1	4:25.032	2:18.625	1:21.308	45.099	211.8	35:02.621									
12	1	2:56.010	50.364	1:20.467	45.179	202.2	37:58.631									
13	1	2:56.954	50.458	1:21.032	45.464	206.5	40:55.585									
14	1	2:57.725	50.101	1:21.780	45.844	207.3	43:53.310									
15	1	2:58.527	51.938	1:20.963	45.626	204.5	46:51.837									
16	1	2:59.469	51.959	1:21.962	45.548	202.2	49:51.306									
17	1	2:57.658	50.223	1:21.536	45.899	211.4	52:48.964									
18	1	2:57.213	50.221	1:21.147	45.845	207.7	55:46.177									
19	1	2:57.820	49.781	1:22.009	46.030	213.4	58:43.997									
20	1	2:56.856	50.110	1:20.919	45.827	211.4	1:01:40.853									
21	1	2:56.629	50.080	1:21.097	45.452	213.4	1:04:37.482									
902 1. Edwin Klooster Porsche 944 Porsche Cup																
1	1	4:36.742	2:18.155	1:27.388	51.199	173.4	4:36.742									
2	1	3:17.199	58.935	1:26.804	51.460	173.4	7:53.941									
3	1	3:16.536	57.771	1:27.329	51.436	167.7	11:10.477									
4	1	3:17.678	59.202	1:27.094	51.382	167.4	14:28.155									
5	1	3:22.794	1:01.799	1:29.321	51.674	169.3	17:50.949									
6	1	3:15.745	57.941	1:26.562	51.242	174.8	21:06.694									
7	1	3:32.344	B	58.287	1:28.462	1:05.595	171.7	24:39.038								
8	1	4:40.412	2:23.398	1:26.548	50.466	167.4	29:19.450									
9	1	3:16.213	59.460	1:26.294	50.459	167.4	32:35.663									
10	1	3:17.165	59.732	1:27.770	49.663	167.7	35:52.828									
907 1. Ruud van Rooijen Porsche Cup								11	1	4:32.059	2:13.872	1:27.422	50.765	165.6	4:32.059	
1	1	4:20.221	2:07.179	1:25.208	47.834	196.4	4:20.221	12	1	3:13.842	57.722	1:26.217	49.903	180.0	7:45.901	
2	1	3:04.153	53.298	1:22.744	48.111	177.3	7:24.374	13	1	3:14.498	57.354	1:26.477	50.667	180.0	11:00.399	
3	1	3:01.448	53.207	1:21.364	46.877	176.5	10:25.822	14	1	3:15.366	57.052	1:27.763	50.551	183.7	14:15.765	
4	1	3:04.503	54.901	1:21.872	47.730	187.2	13:30.325	15	1	3:13.438	58.758	1:25.375	49.305	179.1	17:29.203	
5	1	3:00.085	52.340	1:20.769	46.976	183.1	16:30.410	16	1	3:11.608	56.265	1:25.666	49.677	184.0	20:40.811	
6	1	3:02.485	53.389	1:21.919	47.177	189.8	19:32.895									
7	1	3:17.772	51.669	1:37.525	48.578	202.2	22:50.667									
8	1	3:04.494	52.791	1:23.138	48.565	185.2	25:55.161									
9	1	3:05.310	53.968	1:23.276	48.066	182.1	29:00.471									
10	1	3:14.744	B	53.392	1:22.987	58.365	187.8	32:15.215								
11	1	4:28.709	2:16.837	1:23.745	48.127	184.3	36:43.924									
12	1	3:04.148	52.892	1:22.995	48.261	183.7	39:48.072									
13	1	3:04.006	52.317	1:22.734	48.955	189.1	42:52.078									
14	1	3:04.518	52.931	1:23.852	47.735	193.2	45:56.596									
15	1	3:05.325	53.239	1:24.616	47.470	184.0	49:01.921									
16	1	3:03.593	52.905	1:23.127	47.561	196.0	52:05.514									
17	1	3:03.770	52.410	1:23.026	48.334	189.1	55:09.284									
18	1	3:03.503	52.351	1:22.894	48.258	186.9	58:12.787									
19	1	3:05.903	52.861	1:24.055	48.987	187.2	1:01:18.690									
20	1	3:04.614	52.650	1:23.990	47.974	196.7	1:04:23.304									
908 1. Ruben Nooy Porsche 944 Porsche Cup																
1	1	4:32.059	2:13.872	1:27.422	50.765	165.6	4:32.059									
2	1	3:13.842	57.722	1:26.217	49.903	180.0	7:45.901									
3	1	3:14.498	57.354	1:26.477	50.667	180.0	11:00.399									
4	1	3:15.366	57.052	1:27.763	50.551	183.7	14:15.765									
5	1	3:13.438	58.758	1:25.375	49.305	179.1	17:29.203									
6	1	3:11.608	56.265	1:25.666	49.677	184.0	20:40.811									




ACNN SPA EURO RACE RACE 1

Sector Analysis

■ Personal Best
 ■ Session Best
 ■ Crossing the finish line in pit lane

Lap	D	Time	Sector 1	Sector 2	Sector 3	T. Spd	Elapsed	Lap	D	Time	Sector 1	Sector 2	Sector 3	T. Spd	Elapsed
7	1	3:22.629	B 56.764	1:24.558	1:01.307	182.1	24:03.440								
8	1	4:36.864	2:20.349	1:27.041	49.474	180.3	28:40.304								
9	1	3:11.368	57.303	1:24.617	49.448	180.6	31:51.672								
10	1	3:16.781	56.284	1:30.219	50.278	182.7	35:08.453								
11	1	3:12.057	56.817	1:25.806	49.434	183.7	38:20.510								
12	1	3:11.607	56.655	1:25.837	49.115	186.5	41:32.117								
13	1	3:21.563	57.908	1:28.987	54.668	179.7	44:53.680								
14	1	3:17.831	59.193	1:27.564	51.074	180.9	48:11.511								
15	1	3:15.008	56.500	1:28.081	50.427	183.1	51:26.519								
16	1	3:12.674	56.923	1:26.080	49.671	182.4	54:39.193								
17	1	3:14.908	56.603	1:27.281	51.024	182.7	57:54.101								
18	1	3:13.226	56.381	1:27.016	49.829	183.1	1:01:07.327								
19	1	3:15.581	56.846	1:28.406	50.329	178.8	1:04:22.908								
915 1. Wilbert Groenewoud Porsche 944 Porsche Cup															
1	1	4:28.811	2:11.052	1:27.668	50.091	161.7	4:28.811								
2	1	3:14.039	57.525	1:27.128	49.386	179.7	7:42.850								
3	1	3:12.440	56.482	1:25.949	50.009	181.8	10:55.290								
4	1	3:11.828	56.410	1:26.132	49.286	181.5	14:07.118								
5	1	3:13.278	57.816	1:25.871	49.591	180.0	17:20.396								
6	1	3:13.391	56.635	1:27.440	49.316	182.7	20:33.787								
7	1	3:12.267	56.944	1:26.405	48.918	182.7	23:46.054								
8	1	3:12.643	57.246	1:26.041	49.356	178.8	26:58.697								
9	1	3:22.330	B 56.663	1:26.288	59.379	181.8	30:21.027								
10	1	4:33.137	2:18.623	1:24.870	49.644	180.0	34:54.164								
11	1	3:11.403	56.198	1:26.147	49.058	182.4	38:05.567								
12	1	3:11.172	56.328	1:25.757	49.087	181.8	41:16.739								
13	1	3:10.971	56.384	1:25.621	48.966	182.7	44:27.710								
14	1	3:10.065	56.071	1:24.688	49.306	183.4	47:37.775								
15	1	3:09.819	56.048	1:24.719	49.052	180.6	50:47.594								
16	1	3:10.604	56.348	1:25.037	49.219	182.1	53:58.198								
17	1	3:10.115	55.898	1:25.323	48.894	183.4	57:08.313								
18	1	3:09.511	55.773	1:25.155	48.583	184.3	1:00:17.824								
19	1	3:10.687	55.843	1:25.663	49.181	184.6	1:03:28.511								
925 1. Marco Braakman Porsche Cup															
1	1	4:09.845	2:03.364	1:20.684	45.797	201.9	4:09.845								
2	1	2:58.002	51.658	1:20.813	45.531	204.5	7:07.847								
3	1	3:00.110	51.595	1:21.210	47.305	201.9	10:07.957								
4	1	2:58.950	51.317	1:21.357	46.276	207.7	13:06.907								
5	1	3:02.367	55.409	1:20.889	46.069	197.8	16:09.274								
6	1	2:59.604	52.052	1:21.047	46.505	201.5	19:08.878								
7	1	2:58.640	51.457	1:21.024	46.159	203.8	22:07.518								
8	1	3:00.311	51.666	1:22.174	46.471	207.7	25:07.829								
9	1	3:00.996	52.253	1:22.517	46.226	203.8	28:08.825								
10	1	3:13.494	B 51.832	1:21.772	59.890	204.2	31:22.319								
11	1	5:05.844	2:57.127	1:21.869	46.848	200.7	36:28.163								
12	1	2:59.430	52.091	1:21.269	46.070	206.9	39:27.593								
13	1	3:00.105	51.906	1:22.031	46.168	202.2	42:27.698								
14	1	3:00.874	51.803	1:22.155	46.916	197.8	45:28.572								
15	1	3:03.923	52.234	1:24.833	46.856	175.0	48:32.495								
16	1	3:01.214	51.966	1:22.455	46.793	202.2	51:33.709								
17	1	3:00.180	52.403	1:21.590	46.187	202.2	54:33.889								
18	1	2:59.957	51.928	1:21.340	46.689	208.1	57:33.846								
19	1	3:00.167	51.423	1:22.462	46.282	206.9	1:00:34.013								
20	1	2:59.205	51.414	1:21.516	46.275	205.3	1:03:33.218								
930 1. Huib Havik Porsche 944 Porsche Cup															
1	1	4:31.192	2:13.094	1:27.962	50.136	177.9	4:31.192								
2	1	3:14.035	58.437	1:25.864	49.734	178.5	7:45.227								
3	1	3:15.135	56.935	1:26.821	51.379	181.2	11:00.362								
4	1	3:16.695	57.704	1:28.058	50.933	184.9	14:17.057								
5	1	3:21.012	1:03.386	1:26.274	51.352	168.2	17:38.069								
6	1	3:13.491	57.083	1:26.167	50.241	183.7	20:51.560								
7	1	3:13.415	56.359	1:27.194	49.862	184.6	24:04.975								
8	1	3:14.649	57.514	1:26.718	50.417	180.0	27:19.624								
9	1	3:14.863	57.548	1:27.281	50.034	176.5	30:34.487								
10	1	3:26.828	B 57.042	1:26.742	1:03.044	185.2	34:01.315								
11	1	4:35.432	2:19.152	1:26.046	50.234	177.3	38:36.747								
12	1	3:14.210	57.449	1:26.423	50.338	179.1	41:50.957								
13	1	3:18.518	57.106	1:27.940	53.472	180.3	45:09.475								
14	1	3:18.433	58.066	1:28.806	51.561	177.3	48:27.908								
15	1	3:16.367	57.990	1:28.468	49.909	176.5	51:44.275								
16	1	3:15.417	57.106	1:27.337	50.974	180.0	54:59.692								
17	1	3:13.753	57.309	1:26.065	50.379	180.6	58:13.445								
18	1	3:14.550	56.797	1:27.245	50.508	177.3	1:01:27.995								
19	1	3:16.104	57.394	1:28.154	50.556	178.8	1:04:44.099								
934 1. Robert Hackbarth Porsche 944 Porsche Cup															
1	1	4:42.345	2:18.478	1:31.441	52.426	166.7	4:42.345								
2	1	3:22.169	59.926	1:30.578	51.665	163.4	8:04.514								
3	1	3:22.521	1:00.689	1:29.917	51.915	159.3	11:27.035								
4	1	3:22.193	1:00.106	1:30.375	51.712	170.6	14:49.228								
5	1	3:32.396	59.438	1:28.253	1:04.705	167.4	18:21.624								
6	1	3:20.091	59.701	1:29.244	51.146	169.5	21:41.715								
7	1	3:36.573	B 1:00.273	1:29.994	1:06.306	173.6	25:18.288								
8	1	4:52.287	2:32.574	1:28.620	51.093	172.0	30:10.575								
9	1	3:22.225	58.920	1:32.434	50.871	169.5	33:32.800								




ACNN SPA EURO RACE RACE 1

Sector Analysis

■ Personal Best
 ■ Session Best
 ■ Crossing the finish line in pit lane

Lap	D	Time	Sector 1	Sector 2	Sector 3	T. Spd	Elapsed	Lap	D	Time	Sector 1	Sector 2	Sector 3	T. Spd	Elapsed	
10	1	3:19.181	58.608	1:29.497	51.076	168.5	36:51.981	20	1	3:09.920	56.174	1:25.256	48.490	180.0	1:06:29.686	
11	1	3:19.266	58.345	1:29.868	51.053	180.3	40:11.247	957 1.NiekJan Steehouwer/Huis Porsche Cup								
12	1	3:17.011	57.213	1:28.825	50.973	168.0	43:28.258	1	1	4:06.196	2:00.817	1:20.065	45.314	197.8	4:06.196	
13	1	3:18.138	58.207	1:29.032	50.899	173.1	46:46.396	2	1	2:53.918	50.016	1:18.828	45.074	200.0	7:00.114	
14	1	3:17.055	57.814	1:29.077	50.164	170.9	50:03.451	3	1	2:54.818	50.546	1:19.069	45.203	191.5	9:54.932	
15	1	3:16.602	57.663	1:28.692	50.247	178.5	53:20.053	4	1	2:55.834	50.599	1:19.619	45.616	200.0	12:50.766	
16	1	3:17.329	57.286	1:28.396	51.647	175.6	56:37.382	5	1	2:57.357	51.934	1:19.685	45.738	200.7	15:48.123	
17	1	3:18.610	59.698	1:28.485	50.427	169.8	59:55.992	6	1	2:58.470	52.491	1:20.009	45.970	191.2	18:46.593	
18	1	3:15.301	57.065	1:28.297	49.939	169.5	1:03:11.293	7	1	2:55.057	50.550	1:19.138	45.369	199.6	21:41.650	
19	1	3:15.247	56.520	1:28.360	50.367	179.4	1:06:26.540	8	1	2:56.226	50.316	1:20.682	45.228	186.5	24:37.876	
							936 1.Gideon Wijschenk Porsche 968 Turbo Porsche Cup									
1	1	4:22.120	2:12.685	1:22.261	47.174	193.5	4:22.120	9	1	3:06.524	B	50.367	1:20.271	55.886	191.8	27:44.400
2	1	2:51.715	49.183	1:18.290	44.242	195.7	7:13.835	10	1	4:25.804	2:19.744	1:19.737	46.323	199.3	32:10.204	
3	1	2:50.901	49.340	1:17.696	43.865	210.5	10:04.736	11	1	2:56.850	50.581	1:20.112	46.157	191.8	35:07.054	
4	1	2:47.735	47.663	1:16.380	43.692	185.6	12:52.471	12	1	2:55.228	50.771	1:19.393	45.064	213.9	38:02.282	
5	1	2:48.736	48.323	1:17.151	43.262	201.5	15:41.207	13	1	2:54.470	49.936	1:19.603	44.931	202.6	40:56.752	
6	1	2:51.008	48.678	1:18.071	44.259	202.6	18:32.215	14	1	2:55.710	49.590	1:20.356	45.764	201.9	43:52.462	
7	1	2:49.148	47.864	1:17.398	43.886	197.4	21:21.363	15	1	2:54.860	50.244	1:19.666	44.950	206.9	46:47.322	
8	1	2:50.425	47.262	1:19.298	43.865	210.1	24:11.788	16	1	2:58.034	51.298	1:21.003	45.733	184.0	49:45.356	
9	1	2:47.144	47.902	1:15.988	43.254	210.9	26:58.932	17	1	2:57.410	50.934	1:20.271	46.205	196.4	52:42.766	
10	1	3:05.373	B	48.000	1:17.277	1:00.096	30:04.305	18	1	2:56.738	50.835	1:20.430	45.473	185.2	55:39.504	
11	1	4:17.659	2:18.954	1:15.512	43.193	210.5	34:21.964	19	1	2:55.408	50.010	1:19.872	45.526	210.5	58:34.912	
12	1	2:49.697	47.723	1:18.037	43.937	206.9	37:11.661	20	1	2:55.519	50.004	1:20.622	44.893	201.9	1:01:30.431	
13	1	2:50.027	48.390	1:17.919	43.718	211.8	40:01.688	21	1	2:54.237	50.179	1:19.364	44.694	210.9	1:04:24.668	
14	1	2:51.377	47.394	1:18.530	45.453	186.2	42:53.065	966 1.Christiaan van Garderen Porsche 944 Porsche Cup								
15	1	2:48.817	47.819	1:17.379	43.619	215.1	45:41.882	1	1	4:35.162	2:17.643		174.5		4:35.162	
16	1	2:47.972	47.378	1:17.752	42.842	196.4	48:29.854	2	1	3:14.829	57.898		171.4		7:49.991	
17	1	2:46.223	46.213	1:16.785	43.225	220.4	51:16.077	3	1	3:15.186	57.603		174.8		11:05.177	
18	1	2:50.866	48.369	1:18.133	44.364	219.5	54:06.943	4	1	3:14.705	57.259		176.2		14:19.882	
19	1	2:48.275	46.332	1:17.135	44.808	225.0	56:55.218	5	1	3:16.569	58.116		173.4		17:36.451	
20	1	2:48.775	47.090	1:18.375	43.310	203.0	59:43.993	6	1	3:13.201	57.358		180.9		20:49.652	
21	1	2:47.406	45.836	1:18.424	43.146	186.2	1:02:31.399	7	1	3:22.343	55.952		183.4		24:11.995	
22	1	2:48.640	47.057	1:17.226	44.357	221.3	1:05:20.039	8	1	3:14.107	57.065		177.0		27:26.102	
							939 1.Rudy Sluiter Porsche 944 Porsche Cup									
1	1	4:25.779	2:09.623	1:25.989	50.167	178.8	4:25.779	9	1	3:17.007	57.349		178.8		30:43.109	
2	1	3:11.145	57.058	1:25.692	48.395	158.1	7:36.924	10	1	3:29.089	B	57.627	174.2		34:12.198	
3	1	3:10.073	55.900	1:25.323	48.850	170.9	10:46.997	11	1	4:41.809	2:24.535		173.6		38:54.007	
4	1	3:10.611	56.093	1:25.663	48.855	169.8	13:57.608	12	1	3:13.283	56.648		178.8		42:07.290	
5	1	3:11.749	56.686	1:25.780	49.283	173.4	17:09.357	13	1	3:15.604	57.012		177.9		45:22.894	
6	1	3:10.564	55.815	1:25.748	49.001	183.1	20:19.921	14	1	3:18.417	59.431		168.0		48:41.311	
7	1	3:12.143	56.458	1:26.778	48.907	181.2	23:32.064	15	1	3:16.652	57.406		174.2		51:57.963	
8	1	3:10.577	55.991	1:25.918	48.668	182.4	26:42.641	16	1	3:14.006	56.834		175.9		55:11.969	
9	1	3:11.307	55.884	1:26.593	48.830	171.7	29:53.948	17	1	3:14.968	56.535		177.0		58:26.937	
10	1	3:26.300	B	56.745	1:26.531	1:03.024	33:20.248	18	1	3:14.823	56.992		175.3		1:01:41.760	
11	1	4:30.471	2:12.741	1:27.617	50.113	180.6	37:50.719	19	1	3:13.758	56.772		177.3		1:04:55.518	
12	1	3:12.212	56.437	1:26.737	49.038	182.7	41:02.931	968 1.Johan Heil Porsche Cup								
13	1	3:12.918	56.930	1:26.650	49.338	180.9	44:15.849	1	1	4:15.267	2:05.669	1:22.755	46.843	197.1	4:15.267	
14	1	3:12.391	56.340	1:26.357	49.694	183.1	47:28.240	2	1	3:01.350	52.634	1:20.986	47.730	201.1	7:16.617	
15	1	3:10.824	56.370	1:25.470	48.984	177.3	50:39.064	3	1	2:59.221	52.560	1:19.909	46.752	200.4	10:15.838	
16	1	3:09.687	55.542	1:25.721	48.424	182.1	53:48.751	4	1	2:59.420	52.134	1:20.920	46.366	199.3	13:15.258	
17	1	3:10.173	55.832	1:24.974	49.367	181.8	56:58.924	5	1	2:59.023	51.675	1:20.460	46.888	199.6	16:14.281	
18	1	3:10.399	55.556	1:25.770	49.073	175.3	1:00:09.323	6	1	3:02.112	54.398	1:21.087	46.627	193.2	19:16.393	
19	1	3:10.443	55.488	1:25.974	48.981	182.1	1:03:19.766									



ACNN SPA EURO RACE RACE 1

Sector Analysis

■ Personal Best
 ■ Session Best
 ■ Crossing the finish line in pit lane

Lap	D	Time	Sector 1	Sector 2	Sector 3	T. Spd	Elapsed	Lap	D	Time	Sector 1	Sector 2	Sector 3	T. Spd	Elapsed	
7	1	3:00.401	51.959	1:21.285	47.157	199.3	22:16.794	17	1	3:14.099	57.353	1:26.125	50.621	172.0	59:53.544	
8	1	2:58.336	52.433	1:19.856	46.047	199.6	25:15.130	18	1	3:13.539	56.182	1:26.663	50.694	174.2	1:03:07.083	
9	1	3:11.845	B	52.162	1:19.779	59.904	200.0	28:26.975	19	1	3:14.293	57.846	1:26.415	50.032	171.4	1:06:21.376
10	1	4:26.166	2:20.279	1:19.679	46.208	195.7	32:53.141	<div style="border: 1px solid black; padding: 5px; margin-bottom: 5px;"> 986 1. JeanPaul Hulsebos Porsche Cup 1 1 4:29.095 B 2:06.963 1:22.585 59.547 195.3 4:29.095 </div> <div style="border: 1px solid black; padding: 5px;"> 988 1. Jan-Wim de Koekoek Porsche Cup 1 1 4:32.452 2:14.335 190.5 4:32.452 2 1 3:07.594 53.897 207.3 7:40.046 3 1 3:04.800 51.994 197.4 10:44.846 4 1 3:05.886 53.238 173.6 13:50.732 5 1 3:08.288 53.262 182.4 16:59.020 6 1 3:07.493 53.740 198.9 20:06.513 7 1 3:20.281 B 54.260 186.5 23:26.794 8 1 4:54.089 2:42.187 205.7 28:20.883 9 1 3:09.460 53.921 176.8 31:30.343 10 1 3:06.705 52.982 185.9 34:37.048 11 1 3:07.186 52.797 202.6 37:44.234 12 1 3:07.963 53.290 198.9 40:52.197 13 1 3:07.948 53.037 185.9 44:00.145 14 1 3:10.140 54.077 198.2 47:10.285 15 1 3:08.331 52.769 198.9 50:18.616 16 1 3:06.338 53.208 202.2 53:24.954 </div>								
11	1	2:59.734	52.538	1:20.874	46.322	202.2	35:52.875									
12	1	2:58.895	51.795	1:21.168	45.932	198.9	38:51.770									
13	1	2:59.037	52.296	1:19.991	46.750	192.5	41:50.807									
14	1	3:09.191	52.676	1:21.305	55.210	185.6	44:59.998									
15	1	2:58.332	57.339	1:22.559	48.434	175.6	48:08.330									
16	1	2:59.300	52.449	1:20.156	46.695	195.3	51:07.630									
17	1	3:01.186	52.611	1:21.511	47.064	193.9	54:08.816									
18	1	3:01.668	52.032	1:22.373	47.263	200.7	57:10.484									
19	1	2:59.394	52.711	1:20.209	46.474	197.4	1:00:09.878									
20	1	2:58.101	52.077	1:20.194	45.830	190.5	1:03:07.979									
21	1	2:59.811	52.709	1:20.254	46.848	192.9	1:06:07.790									

975 1. Patrick van den Berg Porsche Cup

1	1	4:15.966	2:04.189	1:23.947	47.830	194.9	4:15.966
2	1	3:05.110	53.295	1:23.722	48.093	194.2	7:21.076
3	1	3:03.267	52.860	1:23.296	47.111	190.5	10:24.343
4	1	3:03.383	52.487	1:23.886	47.010	186.9	13:27.726
5	1	3:01.320	52.132	1:22.590	46.598	197.4	16:29.046
6	1	3:03.062	53.483	1:22.624	46.955	192.9	19:32.108
7	1	3:04.873	52.267	1:24.839	47.767	196.0	22:36.981
8	1	3:03.223	52.653	1:23.034	47.536	192.5	25:40.204
9	1	3:01.148	51.848	1:22.824	46.476	196.7	28:41.352
10	1	3:12.483	B	52.243	1:22.367	57.873	31:53.835
11	1	4:25.620	2:15.571	1:23.119	46.930	199.6	36:19.455
12	1	3:01.030	51.937	1:22.425	46.668	198.9	39:20.485
13	1	3:00.213	51.959	1:21.518	46.736	198.9	42:20.698
14	1	3:06.095	51.830	1:23.058	51.207	201.1	45:26.793
15	1	3:07.531	53.851	1:25.403	48.277	179.1	48:34.324
16	1	3:06.192	53.032	1:25.402	47.758	188.8	51:40.516
17	1	3:04.738	52.753	1:23.903	48.082	194.6	54:45.254
18	1	3:04.058	52.009	1:24.193	47.856	197.4	57:49.312
19	1	3:05.608	53.942	1:23.800	47.866	190.8	1:00:54.920
20	1	3:04.966	52.220	1:25.414	47.332	195.3	1:03:59.886

977 1. Jos Iske Porsche 944 Porsche Cup

1	1	4:38.306	2:18.284	1:28.135	51.887	167.2	4:38.306
2	1	3:14.581	57.884	1:26.630	50.067	170.3	7:52.887
3	1	3:12.795	56.802	1:24.345	51.648	176.5	11:05.682
4	1	3:13.729	56.714	1:25.441	51.574	179.7	14:19.411
5	1	3:16.708	58.764	1:26.201	51.743	172.0	17:36.119
6	1	3:12.754	57.496	1:25.252	50.006	177.9	20:48.873
7	1	3:11.422	56.645	1:25.077	49.700	177.0	24:00.295
8	1	3:23.537	B	57.224	1:25.071	1:01.242	27:23.832
9	1	4:39.020	2:22.829	1:26.001	50.190	179.1	32:02.852
10	1	3:12.606	58.060	1:24.952	49.594	176.5	35:15.458
11	1	3:12.795	56.850	1:25.550	50.395	182.7	38:28.253
12	1	3:11.373	56.461	1:25.434	49.478	178.2	41:39.626
13	1	3:38.770	B	58.103	1:27.985	1:12.682	45:18.396
14	1	4:49.941	2:29.795	1:28.041	52.105	170.1	50:08.337
15	1	3:15.582	57.341	1:27.224	51.017	179.1	53:23.919
16	1	3:15.526	58.114	1:27.311	50.101	172.8	56:39.445